








1.	Cut or tear two pages from newspaper.	
2.	Draw seven flowers (variety of shapes and sizes).	
3.	Cut out the Flowers.	
4.	Cut small hole in the middle of flower.	
5.	Take chopstick and put glue on stick. Let glue cover about two inches.	
6.	Take flower cut outs and place on stick, one at a time. I suggest starting with small then medium, large, and let the last cut out be small.	
7.	When you're finished creating your flower, you can move the petals around to create the shape that you want for your flower. I put my flower in the middle of an empty oatmeal box.	
8.	With the leftover newspaper page, I cut out New York skyline and made the shape of A heart. I glued it to the box.	